


























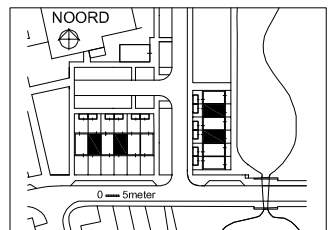


Renvooi; installaties

-  Enkelpolige schakelaar
-  Serieschakelaar
-  Hotelschakelaar
-  Enkelvoudige wandcontactdoos
-  WM Enkelvoudige wandcontactdoos l.b.v. wasmachine
-  DR Enkelvoudige wandcontactdoos l.b.v. droger
-  Tweevoudige wandcontactdoos
-  Aansluiting PV Installatie 3x400V
-  Keukenapparatuur
-  Koken 2x230V
-  Elektrische radiator
-  Thermostaat
-  Schakelaar mechanische ventilatie
-  Aansluiting plafondlichtpunt
-  Aansluiting wandlichtpunt
-  Aansluiting buitenlichtpunt (waterdicht)
-  DATA Leiding l.b.v. DATA / bedraad
-  UTP
-  Aardpunt
-  Beldrukker 1050+ vloer
-  Schel
-  Rookmelder (230V)
-  Afzuigpunt l.b.v. ventilatie
-  Afzuigpunt l.b.v. ventilatie
-  Inblaasventiel l.b.v. ventilatie
-  Buitenkraan
-  Wasmachinekraan

Hoogte WCD en schakelmateriaal:
 - WCD in verblijfruimtes 300+ vloer
 - Schakelaars 1050+ vloer
 - WCD i.c.m. schakelaar 1050+ vloer



Situatie

Zolder